


# LUXURY GRILLS AND ACCESSORIES





## THE TWIN EAGLES DIFFERENCE

Twin Eagles Heritage	4
5-Part Grilling System	6

## GRILLS

C Series Gas Grills	8
Eagle One Gas Grills	12
Wood-Fired Pellet Grills	16
Freestanding Grill Bases	20
Grill Accessories	21

## COOKING ACCESSORIES

Teppanyaki	22
Side Burner Combo	23
Power Burner	24
Side Burner	25

## ACCESS DOORS AND DRAWERS

Doors	26
Drawers	27
Warming Drawers	28
Dry Storage	29

## BAR ACCESSORIES

Beverage Centers	30
Cooler / Sink	31

## OUTDOOR REFRIGERATION

Refrigerators	32
Ice Maker	33

## HEATING AND VENTILATION

Outdoor Heaters	34
Ventilation	34

## SPECIFICATIONS

Cutout Dimensions	36
-------------------	----




## PERFORMANCE ENGINEERED

Our founder, Dante Cantal, instilled in Twin Eagles an obsession with performance and results. Over decades of experience as a gas engineer, Dante mastered his craft designing and engineering cooking equipment for the most demanding chefs. Twin Eagles exclusive 5-Part Grilling System is a testament to his obsession. We invite you to experience the difference. Perfect results are at your fingertips.

## 5-PART GRILLING SYSTEM


Perfect heat production, delivery, and retention with components designed and engineered for uncompromising performance.

- Preheats faster
- Reaches higher temperatures
- Distributes heat more evenly
- Offers complete control
- Uses less gas





### 1. DRAFTING

- Oversized louvered openings allow for significant fresh air intake
- Keeps heat above the burners with accelerated movement to the cooking surface
- Eliminates stress to the burners from heat, #1 cause of burner fatigue



### 2. DIRECT HEAT

- Supplies the intense direct heat needed for searing and grilling
- Even spacing between the briquettes allows direct heat to rise uniformly across the grilling surface
- Preheats your grill faster
- Minimizes gas use



### 3. RADIANT HEAT

- High-grade ceramic briquettes distribute radiant heat evenly
- Channels in the tray allow briquettes to absorb heat quickly and efficiently
- Specially designed shape, distributes heat from the top and sides of each briquettes
- Even distribution of heat across the entire cooking surface

### 4. ZONE GRILLING

- Dividers between burners create zones to maximize your temperature control
- Control the temperature of each zone independently
- Allows you to grill a variety of foods at different heat intensity simultaneously
- Effectively operate one zone only for small volume grilling

### 5. HEXAGONAL GRATES

- Heavy, commercial-style 304 stainless steel grates deliver increased mass which result in better heat retention
- Flat cooking surface allows more food-to-grate contact transferring heat quicker
- Ensures evenly grilled food items
- Great grill marks and incredible longevity with a lifetime warranty





PERFECT RESULTS AT YOUR FINGERTIPS  
**C SERIES GAS GRILLS**

**Standard Features**

- All 304 stainless steel, seamless heli-arc welded construction and signature hi-polished accents
- 25,000 BTU burners, constructed of 14 gauge 304 stainless steel with lifetime warranty
- Delivers consistently perfect results courtesy of the performance engineered 5-Part Grilling System
- 3/8 inch electro-polished hexagonal grates
- Illuminated glass control bezels with high to low Indigo blue indicators
- Concealed rotisserie motor provides consistent and uniform rotation of your meat (available without rotis)
- Easy-to-open hood assist system makes it easy to open the hood even when juggling plates of food
- Multi-position warming/cooking rack
- Grilling at night is simplified by the interior lights that illuminate with the motion-activated light switch
- Included smoker box for grilling versatility
- Utilize the optional charcoal tray accessory (TECT) for additional convenience and versatility
- Designed and manufactured in Southern California



**EXPERIENCE THE DIFFERENCE**

The C Series Gas Grill is available in four sizes (30", 36", 42", 54"). Choose a model that includes an Integrated Rotisserie or opt for the Integrated Rotisserie plus Infrared Sear Zone. At the core of every Grill is our 5-Part Grilling System (see pg. 6). Engineered for uncompromising performance that will exceed your expectations.

Twin Eagles Dometic grills are designed, engineered, and manufactured in Southern California by a team of skilled engineers, experienced production professionals and master craftsmen.



Model shown: TEBQ42RS



**Exclusive Control Illumination**

Indigo blue control knob position indicator to allow easy burner monitoring



**High Polished Accents**

Stand apart with painstaking detail and residential refinement




**Integrated Rotisserie System**

Fully concealed motor with 100lb. turning capacity and multi-position rod



**Rotisserie Rod Storage**

Conveniently stored in the leading edge of drip tray handle. Never lose it again!



**Hot Surface Ignition**

Getting started is quick and easy thanks to reliable ignition system



**Handcrafted in the USA**

Skilled craftsmen and high volume production capability

# SELECT YOUR MODEL



## C SERIES 30

30 inch outdoor gas grill

**TEBQ30G-C** (2) Main Burners  
**TEBQ30R-C** (2) Main Burners and Rotisserie  
**TEBQ30RS-C** (1) Main Burners, (1) Sear Burner and Rotisserie

**POWER REQUIREMENTS**  
**Electrical Supply** 120V, 60Hz, 4A  
**Electrical Service** 15 amp dedicated circuit  
**Power Cord Length** 5 feet  
**Receptacle** 3 prong grounding plug

**GAS REQUIREMENTS**  
 Natural Gas or Liquid Propane  
**Gas Supply** 3/4" ID line  
**Gas Inlet** 1/2" NPT female  
**Total BTU** 50,000-64,000

**CLEARANCE REQUIREMENTS**  
**Combustible** Requires Insulating Jacket and Minimum 12" all around  
**Non-Combustible** Minimum 2.5" from back, Minimum 6" on sides

**CUTOUT DIMENSIONS**  
**Opening Width** 28.25 inch  
**Opening Height** 11.75 inch  
**Opening Depth** 24.25 inch



## C SERIES 36

36 inch outdoor gas grill

**TEBQ36G-C** (3) Main Burners  
**TEBQ36R-C** (3) Main Burners and Rotisserie  
**TEBQ36RS-C** (2) Main Burners, (1) Sear Burner and Rotisserie

**POWER REQUIREMENTS**  
**Electrical Supply** 120V, 60Hz, 4A  
**Electrical Service** 15 amp dedicated circuit  
**Power Cord Length** 5 feet  
**Receptacle** 3 prong grounding plug

**GAS REQUIREMENTS**  
 Natural Gas or Liquid Propane  
**Gas Supply** 3/4" ID line  
**Gas Inlet** 1/2" NPT female  
**Total BTU** 75,000-89,000

**CLEARANCE REQUIREMENTS**  
**Combustible** Requires Insulating Jacket and Minimum 12" all around  
**Non-Combustible** Minimum 2.5" from back, Minimum 6" on sides

**CUTOUT DIMENSIONS**  
**Opening Width** 34.25 inch  
**Opening Height** 11.75 inch  
**Opening Depth** 24.25 inch



## C SERIES 42

42 inch outdoor gas grill

**TEBQ42G-C** (3) Main Burners  
**TEBQ42R-C** (3) Main Burners and Rotisserie  
**TEBQ42RS-C** (2) Main Burners, (1) Sear Burner and Rotisserie

**POWER REQUIREMENTS**  
**Electrical Supply** 120V, 60Hz, 4A  
**Electrical Service** 15 amp dedicated circuit  
**Power Cord Length** 5 feet  
**Receptacle** 3 prong grounding plug

**GAS REQUIREMENTS**  
 Natural Gas or Liquid Propane  
**Gas Supply** 3/4" ID line  
**Gas Inlet** 1/2" NPT female  
**Total BTU** 75,000-91,000

**CLEARANCE REQUIREMENTS**  
**Combustible** Requires Insulating Jacket and Minimum 12" all around  
**Non-Combustible** Minimum 2.5" from back, Minimum 6" on sides

**CUTOUT DIMENSIONS**  
**Opening Width** 40.25 inch  
**Opening Height** 11.75 inch  
**Opening Depth** 24.25 inch



## C SERIES 54

54 inch outdoor gas grill

**TEBQ54RS-C** (3) Main Burners, (1) Sear Burner and (2) Rotisserie Burners

**POWER REQUIREMENTS**  
**Electrical Supply** 120V, 60Hz, 4A  
**Electrical Service** 15 amp dedicated circuit  
**Power Cord Length** 5 feet  
**Receptacle** 3 prong grounding plug

**GAS REQUIREMENTS**  
 Natural Gas or Liquid Propane  
**Gas Supply** 3/4" ID line  
**Gas Inlet** 1/2" NPT female  
**Total BTU** 100,000-128,000

**CLEARANCE REQUIREMENTS**  
**Combustible** Requires Insulating Jacket and Minimum 12" all around  
**Non-Combustible** Minimum 2.5" from back, Minimum 6" on sides

**CUTOUT DIMENSIONS**  
**Opening Width** 52.25 inch  
**Opening Height** 11.75 inch  
**Opening Depth** 24.25 inch





# ULTRA-PREMIUM EAGLE ONE



Model Shown:  
TE1BQ54  
Suitable for built-in or  
free-standing application  
(base sold separately)

## UNCOMPROMISING LUXURY

The Eagle One offers a striking design profile and feature set made for the most discerning enthusiasts. Grill with confidence thanks to the ambient and exact control illumination, which provides a clear indication of temperature at the burner surface. Utilize TempTrack™

LEDs on the face of the grill for quick monitoring of overall grill temperature. Achieve beautiful sear marks with the oversized 1/2 inch chef-grade hexagonal grates and take advantage of the glass enclosed infrared rotisserie burner to expand your cooking capabilities.

# EAGLE ONE GAS GRILLS

## Luxury and performance grilling without compromise

The Eagle One is available in two sizes. Both the 42 inch and 54 inch include a Rotisserie with concealed motor and Infrared Sear Zone. Like our flagship C Series, the Eagle One is built around our 5-Part Grilling System. Staying true to our reputation of meticulous engineering, exceptional design and unparalleled performance. Its striking appearance speaks to the most discerning designers. Bold illumination characteristics allow you to manage and track temperature with accuracy and style. Its engineered performance solidifies its position as the exotic sports car of grills - being the envy of your neighbors.



### Eagle One 42

42 inch outdoor gas grill

**TE1BQ42RS** (2) Main Burners, (1) Sear Burner and Rotisserie

**POWER REQUIREMENTS**  
**Electrical Supply** 120V, 60Hz, 4.4A  
**Electrical Service** 15 amp dedicated circuit  
**Power Cord Length** 5 feet  
**Receptacle** 3 prong grounding plug

**GAS REQUIREMENTS**  
 Natural Gas or Liquid Propane  
**Gas Supply** 3/4" ID line  
**Gas Inlet** 1/2" NPT female  
**Total BTU** 75,000-99,000

**CLEARANCE REQUIREMENTS**  
**Combustible** Requires Insulating Jacket and Minimum 12" all around  
**Non-Combustible** Minimum 4.5" from back, Minimum 6" on sides

**CUTOUT DIMENSIONS**  
**Opening Width** 40.25 inch  
**Opening Height** 11.75 inch  
**Opening Depth** 24.25 inch

### Eagle One 54

54 inch outdoor gas grill

**TE1BQ54RS** (3) Main Burners, (1) Sear Burner and (2) Rotisserie Burners

**POWER REQUIREMENTS**  
**Electrical Supply** 120V, 60Hz, 4.4A  
**Electrical Service** 15 amp dedicated circuit  
**Power Cord Length** 5 feet  
**Receptacle** 3 prong grounding plug

**GAS REQUIREMENTS**  
 Natural Gas or Liquid Propane  
**Gas Supply** 3/4" ID line  
**Gas Inlet** 1/2" NPT female  
**Total BTU** 100,000-136,000

**CLEARANCE REQUIREMENTS**  
**Combustible** Requires Insulating Jacket and Minimum 12" all around  
**Non-Combustible** Minimum 4.5" from back, Minimum 6" on sides

**CUTOUT DIMENSIONS**  
**Opening Width** 52.25 inch  
**Opening Height** 11.75 inch  
**Opening Depth** 24.25 inch

### Standard Features


- Includes all C Series premium features and the meticulously engineered 5-Part Grilling System + a suite of Super-Premium luxury amenities
- All 304 stainless steel, seamless heli-arc welded construction and signature hi-polished accents
- 25,000 BTU burners, constructed of 14 gauge 304 stainless steel with lifetime warranty
- Oversized 1/2 inch chef-grade electro-polished hexagonal grates cook food more evenly
- Elevated control panel illumination for easy monitoring of temperature while you entertain
- Beautiful black glass encased infrared rotisserie's burner(s) disperses heat in wide range, great for large roast or poultry on the rotisserie
- 2-position warming & cooking rack for indirect heating or keeping finished items warm
- Large capacity smoker box for grilling versatility
- Utilize the optional charcoal tray accessory (TECT) for additional convenience and versatility
- Fully insulated control panel protects the electronic controls and remains cool to the touch
- Designed and manufactured in Southern California



**Exact Control**  
Indigo blue control knob position indicator



**Ambient Illumination**  
Continuous control panel illumination



**TempTrack™**  
Graduated LED temperature display



**Integrated Rotisserie System**  
Fully concealed motor with 100lb. capacity



**Black Glass Infrared Rotisserie Burner**  
Glass disperses heat evenly and efficiently



**Chef Grade 1/2" Hexagonal Grates**  
For heat retention and food surface contact

# WOOD-FIRED PELLET GRILL



## VERSATILITY AND CONVENIENCE

Getting started on your grill is easier than ever. Simply use the weatherproof touchscreen to set the temperature between 140°F to 725°F, or choose from one of several preprogrammed settings. Get real-time updates from onboard temperature probes using the

touchscreen control or convenient downloadable app, which allows control of the grill via WiFi. The included vaporizer plate, sear plate, and charcoal tray allow for incredible versatility to suit your preferred cooking method. Available with or without rotisserie.



# PELLET GRILLS

## Incredible versatility at the push of a button

The Wood-Fired Pellet Grill combines the ultimate in performance and convenience, setting the standard for luxury pellet grills. Accurate and versatile temperatures from 140° to 725°. Bake, Grill, Sear & Rotisserie Cooking features deliver amazing results at the push of a button. Large, sleek, weather proof touch screen control allows you to manually set temperatures or choose one of several preprogrammed food items with multiple levels of doneness - Select and cook.



### Pellet Grill 36G

36 inch wood-fired pellet grill

<b>TEPG36G</b>	Standard Model
<b>POWER REQUIREMENTS</b>	<b>Electrical Supply</b> 120V, 60Hz, 4.3A <b>Electrical Service</b> 15 amp dedicated circuit <b>Power Cord Length</b> 5 feet <b>Receptacle</b> 3 prong grounding plug
<b>CLEARANCE REQUIREMENTS</b>	<b>Combustible</b> Requires Insulating Jacket and Minimum 12" all around <b>Non-Combustible</b> Minimum 3.25" from back, Minimum 6" on sides
<b>CUTOUT DIMENSIONS</b>	<b>Opening Width</b> 34.25 inch <b>Opening Height</b> 16.75 inch <b>Opening Depth</b> 24.25 inch

### Pellet Grill 36R

36 inch wood-fired pellet grill and rotisserie

<b>TEPG36R</b>	Rotisserie Model
<b>POWER REQUIREMENTS</b>	<b>Electrical Supply</b> 120V, 60Hz, 5.04A <b>Electrical Service</b> 15 amp dedicated circuit <b>Power Cord Length</b> 5 feet <b>Receptacle</b> 3 prong grounding plug
<b>CLEARANCE REQUIREMENTS</b>	<b>Combustible</b> Requires Insulating Jacket and Minimum 12" all around <b>Non-Combustible</b> Minimum 3.25" from back, Minimum 6" on sides
<b>CUTOUT DIMENSIONS</b>	<b>Opening Width</b> 34.25 inch <b>Opening Height</b> 16.75 inch <b>Opening Depth</b> 24.25 inch

### Standard Features

- Incredible temperature range from 140° to 725°
- All 304 stainless steel, seamless heli-arc welded construction and signature hi-polished accents
- Weather-proof touchscreen control panel with several pre-programmed recipes and easy manual temperature settings
- WiFi enabled with intuitive companion phone application available for iPhone or Android
- Maximum heat retention via double walled hood and braided 304 stainless steel insulating gasket
- Concealed heavy-duty rotisserie system with fully integrated 100lb turning capacity via unique chain-driven design
- 3-Tiered cooking racks (racks included)
- Internal halogen lights for nighttime cooking
- Variable speed fan
- Heavy duty 120V auger motor
- Removable burn pot for easy cleaning and maintenance
- Companion Pellet Storage Drawer available (TESD361-B)
- Designed and manufactured in Southern California



**Extra-thick vaporizer plate**  
16 gauge stainless



**Charcoal tray insert (included accessory)**  
Suitable for charcoal or lump wood



**Sear plate insert (included accessory)**  
Grill with radiant and direct heat



**Front loading pellet hopper**  
Easy access to load pellets (13lb capacity)



**Dual trays for ash collection**  
Easy clean up and storage



**Three temperature probes**  
Monitor temperature on multiple food items

## FREESTANDING GRILL BASES



**30 Inch Grill Base**  
Suitable for 30in Grill or Teppanyaki, Side Burner Combo



**36 Inch Grill Base**  
Freestanding gas grill base with storage drawers



**42 Inch Grill Base (shown with C Series)**  
Freestanding gas grill base with storage drawers



**54 Inch Grill Base**  
Freestanding gas grill base with storage drawers



**42 Inch Grill Base (shown with Eagle One)**  
Freestanding gas grill base with storage drawers



**Pellet Grill Base**  
Freestanding gas grill base with storage drawers

## GRILL ACCESSORIES



**Power Burner Griddle**  
18 inch large griddle plate for power burner



**Gas Grill Griddle**  
12 inch griddle plate for gas grills



**Freestanding Grill Vinyl Cover**  
Heavy duty outdoor grill protection



**Built-In Grill Vinyl Cover**  
Heavy duty outdoor grill protection



**Insulation Jacket**  
For combustible installations



**Charcoal Tray**  
Suitable for charcoal or lump wood

# COOKING ACCESSORIES

THERMASTATICALLY CONTROLLED FOR PREDICTABLE RESULTS



## Teppanyaki

30 inch flat top gas griddle

- Stainless steel, solid 8mm thick surface
- Two independent thermostatically-controlled gas burners
- Total of 40,000 BTUs
- Heat on indicator lights
- Hot surface ignition with safety gas valve
- Stainless steel cover
- Exclusive Control Illumination

<b>GENERAL</b>	<b>Model</b> TETG30-C
<b>POWER REQUIREMENTS</b>	<b>Electrical Supply</b> 120V, 60Hz, 900W, 8A <b>Electrical Service</b> 15 amp dedicated circuit <b>Power Cord Length</b> 5 feet <b>Receptacle</b> 3 prong grounding plug
<b>GAS REQUIREMENTS</b>	Natural Gas or Liquid Propane <b>Gas Supply</b> 3/4" ID line <b>Gas Inlet</b> 1/2" NPT female <b>Total BTU</b> 40,000
<b>CLEARANCE REQUIREMENTS</b>	<b>Combustible</b> Requires Insulating Jacket and Minimum 12" all around <b>Non-Combustible</b> Minimum 1" all around
<b>CUTOUT DIMENSIONS</b>	<b>Width</b> 28.50 inch <b>Height</b> 11.50 inch <b>Depth</b> 24.25 inch



## Side Burner Combo

30 inch gas griddle and double burner combo

- 20,000 BTU stainless steel griddle burner
- Griddle thermostat control with heat on indicator light
- Side burner includes two 17,500 BTU dual-ring sealed burners
- Stainless steel covers for both sides; griddle and burners
- Exclusive control illumination

<b>GENERAL</b>	<b>Model</b> TEBC30-C
<b>POWER REQUIREMENTS</b>	<b>Electrical Supply</b> 120V, 60Hz, 450W, 4A <b>Electrical Service</b> 15 amp dedicated circuit <b>Power Cord Length</b> 5 feet <b>Receptacle</b> 3 prong grounding plug
<b>GAS REQUIREMENTS</b>	Natural Gas or Liquid Propane <b>Gas Supply</b> 3/4" ID line <b>Gas Inlet</b> 1/2" NPT female <b>Total BTU</b> 55,000
<b>CLEARANCE REQUIREMENTS</b>	<b>Combustible</b> Requires Insulating Jacket and Minimum 12" all around <b>Non-Combustible</b> Minimum 1" all around
<b>CUTOUT DIMENSIONS</b>	<b>Width</b> 28.50 inch <b>Height</b> 11.50 inch <b>Depth</b> 24.25 inch

# COOKING ACCESSORIES

## HIGH PERFORMANCE OUTDOOR BURNERS



### Power Burner

24 inch commercial grade burner

- Powerful 70,000 BTU burner with low simmer
- Reversible grate for large stockpots & commercial woks
- Oversized cast brass 2-ring burner
- Reliable hot surface ignition
- Stainless steel cover included
- Exclusive Control Illumination
- Griddle plate accessory available (Model TEGP18-PB)

<b>GENERAL</b>	<b>Model</b> TEPB24HG-C
<b>POWER REQUIREMENTS</b>	<b>Electrical Supply</b> 120V, 60 Hz, 2.2A <b>Electrical Service</b> 15 amp dedicated circuit <b>Power Cord Length</b> 5 feet <b>Receptacle</b> 3 prong grounding plug
<b>GAS REQUIREMENTS</b>	Natural Gas or Liquid Propane <b>Gas Supply</b> 3/4" ID line <b>Gas Inlet</b> 1/2" NPT female <b>Total BTU</b> 70,000
<b>CLEARANCE REQUIREMENTS</b>	<b>Combustible</b> Requires Insulating Jacket and Minimum 12" on all sides <b>Non-Combustible</b> Minimum 1" all around
<b>CUTOUT DIMENSIONS</b>	<b>Width</b> 22.00 inch <b>Height</b> 11.50 inch <b>Depth</b> 20.50 inch



### Side Burner

13 inch Double Burner

- Two 17,500 BTU dual ring burners
- One-piece stainless steel "S" grate
- Built-in wind guard
- Stainless steel cover included
- Exclusive control illumination

<b>GENERAL</b>	<b>Model</b> TESB132-C
<b>POWER REQUIREMENTS</b>	<b>Illumination</b> 12V DC <b>Ignition</b> 9V Battery Operated
<b>GAS REQUIREMENTS</b>	Natural Gas or Liquid Propane <b>Gas Supply</b> 3/4" ID line <b>Gas Inlet</b> 1/2" NPT female <b>Total BTU</b> 35,000
<b>CLEARANCE REQUIREMENTS</b>	Clearance to combustible surface: 12" all sides. For non-combustible installation only.
<b>CUTOUT DIMENSIONS</b>	<b>Width</b> 11.50 inch <b>Height</b> 10.00 inch <b>Depth</b> 24.25 inch

# ACCESS DOORS AND DRAWERS

## Single Access Door

Available in 18 or 24 inch

Keep your outdoor kitchen stocked with all of the necessary supplies. The soft-close single access door allows for versatile storage options, whether you need space to store your LP gas tank or utility storage to keep seasonings on hand. The entire stainless steel unit features a flush handle design and polished accents. With everything in one place, you'll be ready to cook outside from dawn to dusk.

- Soft closing feature avoids sudden slams
- 3 way adjustable concealed door hinges
- Flush handle design with high polished accents
- Available with left or right hinge
- 304 Stainless Steel construction



## Double Access Doors

Available in 30, 36, 42 inch

Soft-close double access doors allow for space to store your LP gas tank or need access to plumbing. The entire stainless steel unit features a flush handle design and polished accents. With everything in one place, you'll be ready to cook outside from dawn to dusk.

- Soft-closing, three-way adjustable concealed door hinges
- Double-walled doors
- One-piece mounting frame for precision alignment
- Flush handle design with high-polished accents
- 304 Stainless Steel construction



## Door and Drawer Combo

Available in 30, 36, 42 Inch Double Drawer

The soft-close access door reveals a roomy storage space. Two self-latching storage drawers have a large capacity for cooking supplies. The entire stainless steel unit features a flush handle design and polished accents.

- Soft-closing, three-way adjustable hinges
- Double-walled doors
- One-piece mounting frame
- High-polished accents
- Self-latching, and 100 lbs. capacity, full extension drawer slides
- Extra deep drawers for oversized utensils
- 304 Stainless Steel construction



## Storage Drawers

Available in 13 or 19 inch Double Drawer

Stay organized with our Storage Drawers. Available in 13 or 19 inch configurations, with two drawers. A shallow and deep drawer provide flexible options for items large and small. Self-latching with full extension slides, you'll have quick access to your cooking supplies and convenient storage when they're not in use.

- Self latching, 100 lbs. capacity, full extension slides
- Extra deep drawers for oversized utensils
- Superior welding and finish
- One-piece front frame for precision alignment
- Flush handle design with high-polished accents
- 304 Stainless Steel construction



## Tall Trash Drawer

18 inch double or single trash drawer

The 18 inch trash drawer holds one or two larger capacity trash containers and has a full pullout drawer for easy access. Use one of the included containers for waste and the other for recycling.

- Holds larger capacity trash container (container included)
- Full pullout drawer for easy access (100 lbs. capacity)
- Flush handle design with high-polished accents
- 304 Stainless Steel construction



## Single Storage Drawer

Available in 24, 30, 36 inch

Single drawer to keep all of your cooking equipment. Self-latching with full extension slides, you'll have quick access to your cooking supplies and convenient storage when they're not in use.

- Pair the 24 inch model with a power burner to store the optional griddle plate accessory or oversized utensils.
- 36 inch model is the ideal companion to the built-in pellet grill
- Self-latching, 100 lbs. capacity, full extension slides
- One-piece front frame for precision alignment
- Flush handle design with high-polished accents
- 304 Stainless Steel construction



## WARMING DRAWERS



### Warming Drawer + Storage

42 inch temperature controlled drawer

- Four (4) steam pans designed for steam or dry warming
- Discrete thermostat control
- Heat ranges from 60° to 220° F (15° to 104° C)
- Approved for indoor and outdoor use
- Red indicator light when drawer in active

### Warming Drawer

30 inch temperature controlled drawer

- Four (4) steam pans designed for steam or dry warming
- Discrete thermostat control
- Heat ranges from 60° to 220° F (15° to 104° C)
- Approved for indoor and outdoor use
- Red indicator light when drawer in active

<b>GENERAL</b>	<b>Model</b> TEWD42C-C
<b>POWER REQUIREMENTS</b>	<b>Electrical Supply</b> 120V, 60 Hz, 450W, 4A <b>Electrical Service</b> 15 amp dedicated circuit <b>Power Cord Length</b> 5 feet
<b>CUTOUT DIMENSIONS</b>	<b>Width</b> 40.25 inch <b>Height</b> 19.375 inch

<b>GENERAL</b>	<b>Model</b> TEWD30-C
<b>POWER REQUIREMENTS</b>	<b>Electrical Supply</b> 120V, 60 Hz, 450W, 4A <b>Electrical Service</b> 15 amp dedicated circuit <b>Power Cord Length</b> 5 feet
<b>CUTOUT DIMENSIONS</b>	<b>Width</b> 28.50 inch <b>Height</b> 10.00 inch

## DRY STORAGE



### 36 Inch Dry Storage

Sealed pantry

- Perfect companion to the 36", 42" or 54" built-in grill
- 3 full extension drawers behind left-hand door
- Large open storage compartment behind right-hand door
- Overall dimensions: 36" W x 20.75" H

<b>GENERAL</b>	<b>Model</b> TEDS36-B
<b>CUTOUT DIMENSIONS</b>	<b>Width</b> 34.25 inch <b>Height</b> 19.00 inch

### 36 Inch Tall Dry Storage

Sealed pantry

- 36-inch tall cabinet sits just below counter height
- 4 full extension drawers behind left-hand door
- 1 fixed shelf and 2 full extension drawers behind right-hand door
- Overall dimensions: 36" W x 34" H

<b>GENERAL</b>	<b>Model</b> TEDS36T-B
<b>CUTOUT DIMENSIONS</b>	<b>Width</b> 34.25 inch <b>Height</b> 32.25 inch



# BAR ACCESSORIES



## Beverage Center

18 inch outdoor bar

- Three separate cooling compartments
- Built in stainless steel bottle opener and towel ring
- 40 pound ice capacity
- Stainless steel sliding ice bin cover included

**GENERAL** Model TEOB18-B

**CUTOUT DIMENSIONS** Width 17.50 inch  
Height 9.75 inch  
Depth 24.25 inch



## Beverage Center

30 inch outdoor bar

- Built in stainless sink
- Three separate cooling compartments
- Built in stainless steel bottle opener and towel ring
- 40 pound ice capacity
- Stainless steel sliding ice bin cover included

**GENERAL** Model TEOB30-B

**CUTOUT DIMENSIONS** Width 28.50 inch  
Height 9.75 inch  
Depth 24.25 inch



## Drop-In Cooler

24 inch beverage center, 25 lb capacity

- Accommodates up to 60 bottles and 25lbs of ice
- Removable/sliding condiment tray
- Removable lid with heavy-duty hinges
- Brass drain with plug

**GENERAL** Model TEOC24D-B

**CUTOUT DIMENSIONS** Width 22.75 inch  
Height 10.00 inch + drain  
Depth 22.75 inch




## Outdoor Sink

24 inch stainless steel sink

- 9.5 inch depth from rim to base
- Integrated soap dispenser
- 3.5 inch stainless steel basket drain
- Cold (TEFC-KIT) or Hot/Cold (TEFHC-KIT) faucet sold separately
- Includes stainless steel cover

**GENERAL** Model TEOS24-B

**CUTOUT DIMENSIONS** Width 22.75 inch  
Height 9.75 inch + drain  
Depth 21.75 inch



# OUTDOOR REFRIGERATION



## Outdoor Refrigerator

24 inch stainless steel with solid door

- Energy star certified
- 5.3 cubic feet of storage
- Zero-clearance hinging allows for either left or right hinged position
- Height adjustable, stainless-steel internal shelving Easy touch control panel and readout provides digital accuracy
- Door lock for added security

<b>ELECTRICAL</b>	<b>Input Voltage</b> 120V, 60Hz, 4A <b>Rated Input Power</b> 110 W <b>Cord Length</b> 6 feet <b>Energy Star Certified</b> Yes
<b>REFRIGERATION</b>	<b>Ambient Temperature</b> 50 °F to 100 °F <b>Operational Temperature</b> 34 °F to 72 °F <b>Propellant</b> Cyclopentane <b>Refrigerant</b> R600a
<b>OVERALL DIMENSIONS</b>	<b>Width - in.</b> 23.6" <b>Height - in. (mm)</b> 34"- 35" <b>Depth - in.</b> 25.4"
<b>CUTOUT DIMENSIONS</b>	<b>Opening Width</b> 24.25" <b>Opening Height</b> 34.25" - 35.25" <b>Opening Depth</b> 26"



## Refrigerated Drawers

24 inch stainless steel refrigerated drawers

- Energy star certified
- 5.3 cubic feet of storage
- Extra smooth drawer slides allow full access to maximize storage capacity
- Internal storage racks for sorting chilled items
- Easy touch control panel and readout provides digital accuracy

<b>ELECTRICAL</b>	<b>Input Voltage</b> 120V, 60Hz, 4A <b>Rated Input Power</b> 110 W <b>Cord Length</b> 6 feet <b>Energy Star Certified</b> Yes
<b>REFRIGERATION</b>	<b>Ambient Temperature</b> 50 °F to 100 °F <b>Operational Temperature</b> 34 °F to 72 °F <b>Propellant</b> Cyclopentane <b>Refrigerant</b> R600a
<b>OVERALL DIMENSIONS</b>	<b>Width - in.</b> 23.6" <b>Height - in. (mm)</b> 34"- 35" <b>Depth - in.</b> 25.4"
<b>CUTOUT DIMENSIONS</b>	<b>Opening Width</b> 24.25" <b>Opening Height</b> 34.25" - 35.25" <b>Opening Depth</b> 26"




## Ice Maker

15 inch stainless steel clear ice machine

- Produces 55 lbs of top hat ice in 24 hours
- 22 lbs. of built-in ice storage capacity
- Front in, front out airflow
- Easily disassembled water circuit for easy cleaning
- Fewer moving parts for longer life

<b>ELECTRICAL</b>	<b>Input Voltage</b> 115V, 60Hz, 4A <b>Cord Length</b> 6 feet
<b>REFRIGERATION</b>	<b>Ambient Temperature</b> 45 °F to 100 °F <b>Refrigerant</b> R-134a
<b>OVERALL DIMENSIONS</b>	<b>Width - in.</b> 14.88" <b>Height - in. (mm)</b> 33.50" <b>Depth - in.</b> 24.35"
<b>CUTOUT DIMENSIONS</b>	<b>Width</b> 15.05 inch <b>Height</b> 34.00 inch <b>Depth</b> 24 inch



# OUTDOOR HEATING AND VENTILATION

## Gas Heater

48 inch gas heater

Extend your outdoor entertaining into the cool late evening – or even year-round – with our patented radiant gas heater powered by infrared technology. The wireless remote control allows you to adjust heat settings with ease. Enjoy exceptional heat coverage over a wide area and let the party last.

- Available in 48 inch length
- Two heat levels: low setting at 25,000 BTU and high at 37,000 BTU
- Wireless remote control (No wiring required)
- Spark ignition with 100% safety pilot
- Includes mounting brackets and gas hose
- AC Power adapter available




## Electric Heater

Available in 39 or 61 inch

Our energy-efficient electric radiant heater maintains a warm, comfortable atmosphere on cool nights. Designed for installation at lower heights (6-8 feet), this heater maximizes heat where you need it most. We make the parabolic reflector of a special corrosive resistant alloy, an essential feature for humid climates or windy areas.

- Available in 39 or 61 inch sizes
- Energy efficient: 90% of input energy is converted directly to radiant heat
- Swivel mounting brackets allow 6" of clearance behind heater
- UL-approved
- For Indoor or Outdoor use
- Incremental control included
- Volts: 240, Watts: 2500, Amps: 10.4



## Ventilation

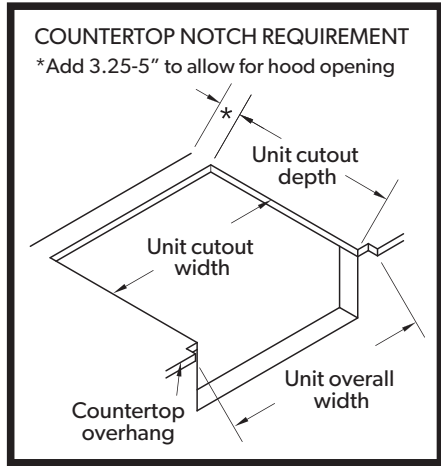
Available in 36", 48", 60", blower motor sold separately

Safely remove excess smoke, odors, and grease to protect your outdoor kitchen area and guests. Our high-performance ventilation hood draws heat, steam, and grease away from your cooking area. Seamless, sophisticated design with our signature polished geometrical accents complements our grills and accessories. Available in 36 inch, 48 inch and 60 inch sizes.

- Easy to remove, dishwasher safe stainless steel baffle filters
- 3-speed ventilator control
- 2 halogen lamps with dual settings
- Seamless welded construction with high-polished accents
- Internal blower motor (model TEVI-120I) sold separately



# CUTOUT DIMENSIONS

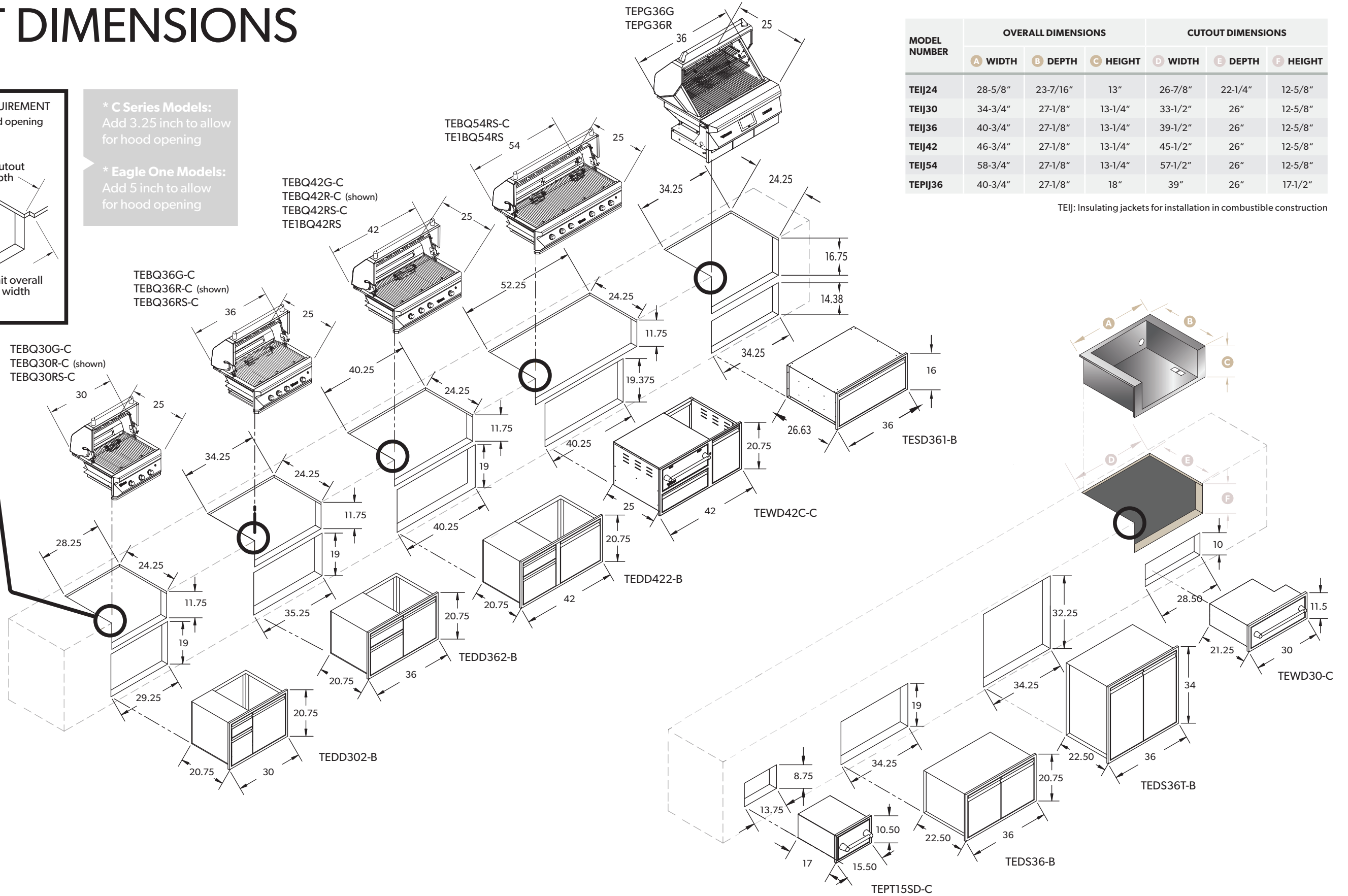


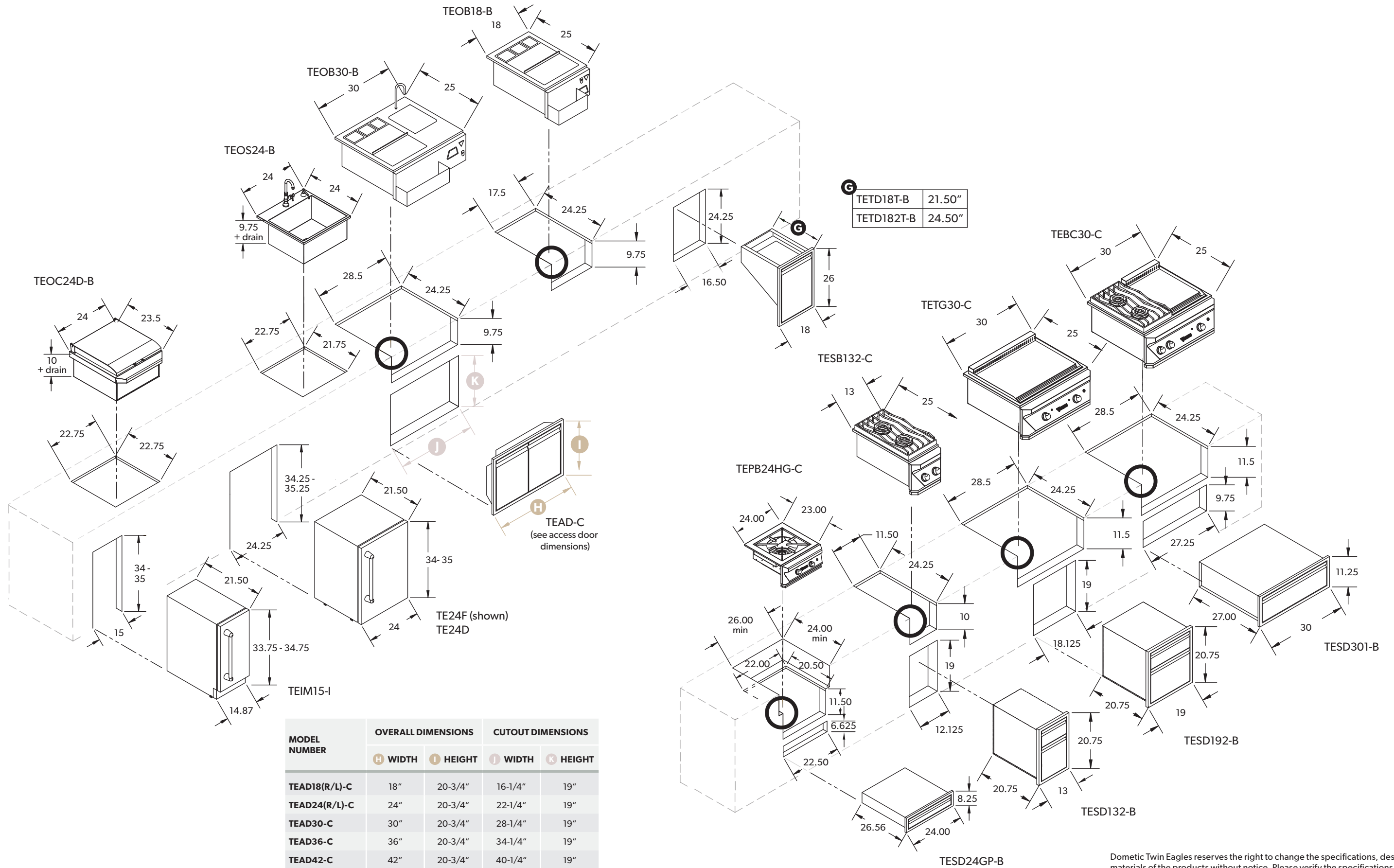
**\* C Series Models:**  
Add 3.25 inch to allow for hood opening

**\* Eagle One Models:**  
Add 5 inch to allow for hood opening

MODEL NUMBER	OVERALL DIMENSIONS			CUTOUT DIMENSIONS		
	A WIDTH	B DEPTH	C HEIGHT	D WIDTH	E DEPTH	F HEIGHT
TEIJ24	28-5/8"	23-7/16"	13"	26-7/8"	22-1/4"	12-5/8"
TEIJ30	34-3/4"	27-1/8"	13-1/4"	33-1/2"	26"	12-5/8"
TEIJ36	40-3/4"	27-1/8"	13-1/4"	39-1/2"	26"	12-5/8"
TEIJ42	46-3/4"	27-1/8"	13-1/4"	45-1/2"	26"	12-5/8"
TEIJ54	58-3/4"	27-1/8"	13-1/4"	57-1/2"	26"	12-5/8"
TEPIJ36	40-3/4"	27-1/8"	18"	39"	26"	17-1/2"

TEIJ: Insulating jackets for installation in combustible construction





Dometic Twin Eagles reserves the right to change the specifications, designs and materials of the products without notice. Please verify the specifications prior to finalizing your enclosures.



**Twin Eagles Dometic**  
13259 East 166th Street  
Cerritos, CA 90703  
Tel 800 789 2206  
[twineagles.dometic.com](http://twineagles.dometic.com)

TWINEAGLES |  **DOMETIC**